

Solvent Free Epoxy Floor Coating

PolyPoxy SF

HardStep®

▶ concept engineered floorings

Description

PolyPoxy SF is a solvent free, two component epoxy floor coating. It is a self smoothing, easy to apply, leaving a seamless surface. Cured Film has excellent mechanical properties. Can be applied directly in two coats or on suitable primer depending on the condition and type of the substrate.

Uses

PolyPoxy SF is suitable for high traffic working areas as warehouses, garages, dairies, factories, laboratories, aircraft hangars, and plant rooms.

Features

- Resistance to solvents and chemicals.
- Long term protection and durability, and though low maintenance costs.
- Applicable on both steel and concrete substrate.
- Excellent wear and abrasion resistant.
- Monolithic Protection, and excellent adhesion.
- Abrasion, Erosion and Impact resistant.
- Excellent mechanical properties.
- Solvent Free

Technical Properties & Standards

Pot Life @ 25°C	40 min
Solid Content	100%
Mixed Viscosity	15000 cP
VOC content	0 g per L
Tack Free Time @25°C	6 hours
Application temperature	10 –30°C

Cured 7 days @ 25°C

Compressive Strength	>75 MPa
Flexural Strength	> 10 MPa
Tensile Strength	> 10 MPa
Tensile Bond Strength (concrete)	3.8 MPa
Water Permeability	$1.2 \times 10^{-16} \text{m.s}^{-1}$

Application Instructions

Surface Preparation: Surface preparation plays a vital role in determining the durability of any floor coating. Therefore proper care should be taken while executing it. The concrete should be a minimum of 28 days old before any coating or toppings are applied. The surface should be free from dust, dirt, curing compound, oil etc. We recommend captive shot blasting as the most suitable preparation. Cracks and pot holes should be repaired with **HardPoxy FP**. Ensure that the moisture content in the substrate is below 5%.

Priming: On most new concrete floors priming may not be required, however for the best adhesion, prime the prepared surface with **HardPrime SF** and allow to dry. for application procedure please refer to the **HardPrime SF** data sheet.

Mixing & Applying: Mix part B (resin) and part H (hardener) separately for one minute using a slow speed drill fitted with a paddle. then add part B into part A and mix thoroughly for 2-3 minutes to achieve uniform consistency. Apply immediately after mixing. **PolyPoxy SF** may be applied by brush, roller or industrial sprayer. When the first coat achieves initial cure (i.e. after 24 hours) apply second coat at right angles to the first. After application the coating must be back rolled to reduce surface irregularities and improve bonding. Care should be taken to ensure that a continuous film is achieved for a non slip finish, broadcast non slip aggregate no - 8 into the first coat at a rate of 2 kg per square meter and remove excess prior to application of second coat.



Solvent Free Epoxy Floor Coating

PolyPoxy SF

HardStep®

▶ concept engineered floorings

Coverage:

Approximately 3.4 Square meters per kg per coat for 250 micron dry film thickness.

Cleaning:

Clean hands and skin immediately with soap and water or industrial hand cleaner. Remove **HardStep SF** from tools, equipment, and mixers with xylene immediately after use.


Shelf Life

Shelf life is up to 12 months when stored as per recommendations.

Storage & Packing

Store under cover, out of direct sunlight and protect from extreme temperatures. In tropical climates the product must be stored in air-conditioned environment.


Available in 1 kg. & 5 kg packs





Legal Notes

The information provided in this data sheet, are given in good faith based on our current knowledge and experience of the product when properly stored, and applied by professional applicator, and under normal conditions in accordance with the mentioned recommendations. In practice under actual site condition differences are such that no warranty can be issued nor any liability can be taken, arising out of any legal relationship whatsoever. The product must be tested onsite to check its suitability for the intended application and purpose

PolyBit



 **Office** :39 Makram Ebied , Nasr City , Cairo

 **Factory** : Block 7/4 Arab Engineer Industrial Area , Cairo

www.polybit.co