


Isocyanate Free Polyurethane Supreme Adhesive

FlexBond



Description

FlexBond is a one component moisture cured Isocyanate Free Polyurethane Supreme adhesive . It is used for exotic wood and engineered wood flooring.

Uses

Recommended for the installation of:

- Prefinished and unfinished engineered wood flooring .
- Solid tongue and groove strip and plank .
- Exotic species, smoked oak and teak wood .
- Wood flooring on most subfloors with adequate strength such as concrete, fortified gypcrete, plywood and steel .

Features

- Tough, elastic, rubber-like adhesive.
- Solvent and water-free - No swelling effect on wood.
- Silicone and PVC free.
- Stays resilient even at high temperature.
- Excellent resistance to water, oils, grease, most solvents, mild acids and alkalis.
- Tenacious adhesion to concrete, wood, stone .
- Suitable for underfloor heating applications .

Technical Properties

Working Time	40min. @ 25°C
Working Temp.	15 -25°C
Service Temp	-20 - 80°C
Color	Beige
Full cure time	7 days
Denisty	1.25 gm/cm ³
Shore A	40 ±5
Adhesion loss to glass	0 % with 20 lb peel strength
Elongation At break	> 500 %
Tensile Strength	> 225 psi
Tensile lap shear Strength	> 275 psi

Standards

- ASTM D 2240 Shore A-Hardness
- ASTM D 412 Tensile Stress & Elongation at break
- ASTM C 794 Adhesion to peel
- ASTM D 1002 Tensile lap-shear strength

Application procedure

Surface Preparation:

The substrate must be flat and level, sound, free from cracks, dry, clean and free from materials which would impair adhesion (dirt, oil, grease, curing agents and sweeping compounds). Thoroughly brush, abrade, grind or shot-blast to remove weakly-bonded or soft surface areas. Thoroughly vacuum off any loose material or dust.

All substrates should be tested for moisture content and moisture vapor emission levels before applying adhesive. Refer to NWFA substrate moisture testing procedures and applicable ASTM slab moisture testing standards.

Application:

- Allow the contents of the containers to come to room temperature before use. After opening, peel the film cover from the surface and, if necessary, remove any surface skin that has formed. Do not mix in the skinned-over product.
- Apply the adhesive evenly onto the subfloor using a B11 or B3 notched trowel. Only apply as much adhesive as can be covered within 30 to 40 minutes. Lay the wood flooring pieces into the adhesive bed with a light twisting motion and press or tap into place. Ensure full adhesive transfer to the underside of the wood flooring.
- Using spacers, allow a gap of approx. 3/4" between the wood flooring and walls (depending on wood species, flooring type and specific manufacturer's recommendations). Remove the spacers immediately after installation.
- Coverage rate is approximately 1kg per square meter.


Storage & Packing

Store under cover, out of direct sunlight and protect from extreme temperatures. In tropical climates the product must be stored in air-conditioned environment for up to 6 month.

Available in 600 ml. sausage & 15 kg pails

Isocyanate Free Polyurethane Supreme Adhesive

FlexBond



Health and safety


As with all construction chemicals products caution should always be exercised. Protective clothing such as gloves and goggles should be worn. Treat any splashes to the skin or eyes with fresh water immediately. Should any of the products be accidentally swallowed, do not induce vomiting, but call for medical assistance immediately.




Legal Notes

The information provided in this data sheet, are given in good faith based on our current knowledge and experience of the product when properly stored, and applied by professional applicator, and under normal conditions in accordance with the mentioned recommendations. In practice under actual site condition differences are such that no warranty can be issued nor any liability can be taken, arising out of any legal relationship whatsoever. The product must be tested onsite to check its suitability for the intended application and purpose

PolyBit



 **Office** :39 Makram Ebied , Nasr City , Cairo

 **Factory** : Block 7/4 Arab Engineer Industrial Area , Cairo

www.polybit.co